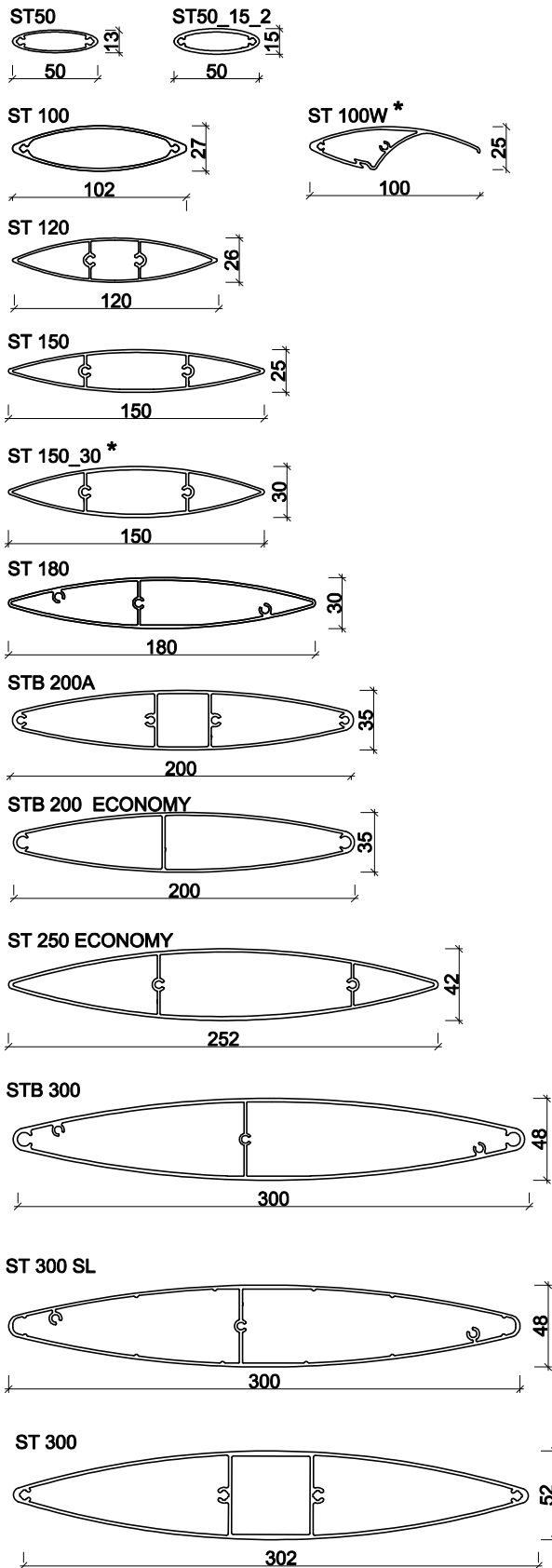





ZESTAWIENIE PROFILI


Zestawienie profili wielkogabarytowych



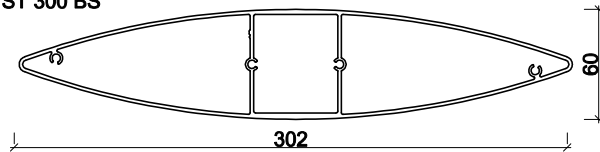
(*) PRODUKT NIEDOSTĘPNY Z MAGAZYNU, TŁOCZENIE TYLKO NA ZAMÓWIENIE PRZY DUŻYCH PROJEKTACH DO SYSTEMU ZALICZAMY AKCESORIA, WSPORNIKI, ZAŚLEPKI I INNE ELEMENTY

DATA MODYFIKACJI
11.2023

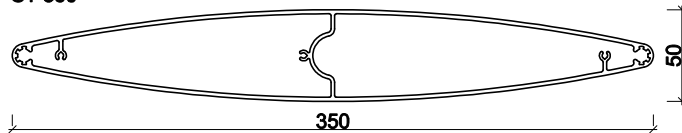
Zestawienie profili wielkogabarytowych



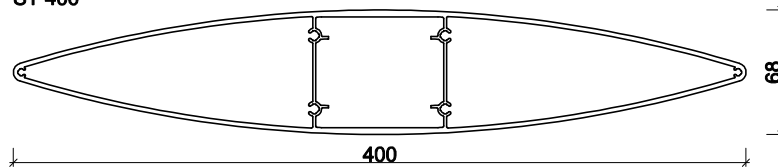
ST 300 BS



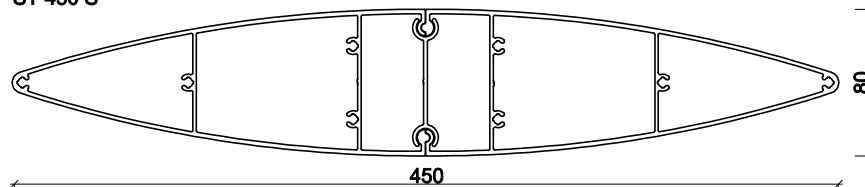
ST 350



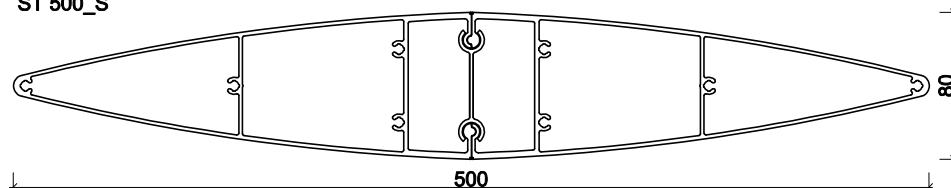
ST 400



ST 450 S



ST 500_S *



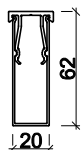
(*) PRODUKT NIEDOSTĘPNY Z MAGAZYNU, TŁOCZENIE TYLKO NA ZAMÓWIENIE PRZY DUŻYCH PROJEKTACH DO SYSTEMU ZALICZAMY AKCESORIA, WSPORNIKI, ZAŚLEPKI I INNE ELEMENTY

DATA MODYFIKACJI
11.2023

Zestawienie profili wielkogabarytowych



ST SU 62 A+B



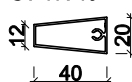
ST PR 29_19*



ST PR 36_20*



ST TR 40*



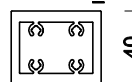
ST PR 43_25*



ST RP50



ST RP50_40 STR



ST PR 60



ST RP67



ST_PR 70_15 STR



ST PR 80_20



ST PR 80_40*



ST PR80_50 STR




ST PR 100_20




ST PR 100_25 *




ST PR 100_40




ST PR 100_50



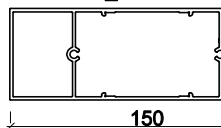
ST PR 120_38



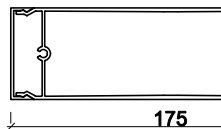
ST PR 150




ST PR150_50




ST 175 *



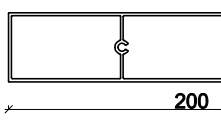
ST PR 180_50




ST PR 185_45 *



ST PR 200



ST PR 200_75 *



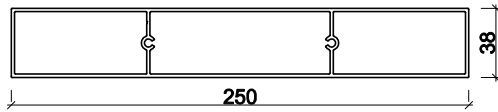
(*) PRODUKT NIEDOSTĘPNY Z MAGAZYNU, TŁOCZENIE TYLKO NA ZAMÓWIENIE PRZY DUŻYCH PROJEKTACH DO SYSTEMU ZALICZAMY AKCESORIA, WSPORNIKI, ZAŚLEPKI I INNE ELEMENTY

DATA MODYFIKACJI
11.2023

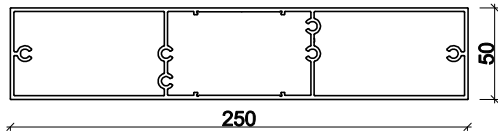
Zestawienie profili wielkogabarytowych



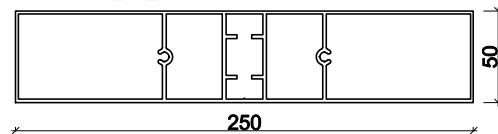
ST PR 250




ST PR250_50



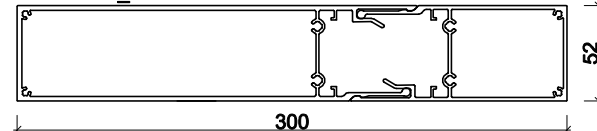
ST PR 250_50_SOLID *



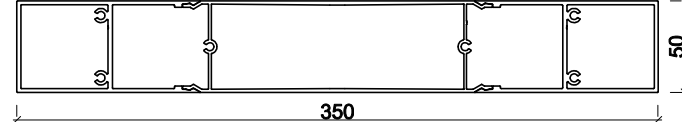
ST PR 300



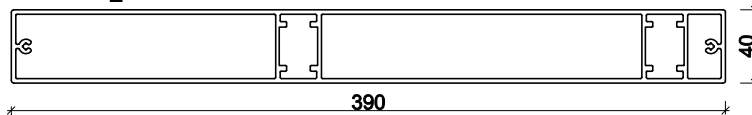
ST PR 300_52 *



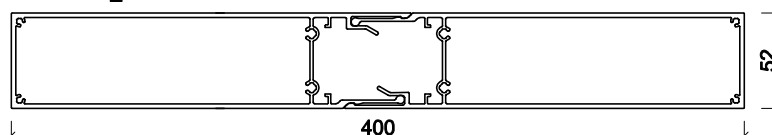
ST PR 350_50 *



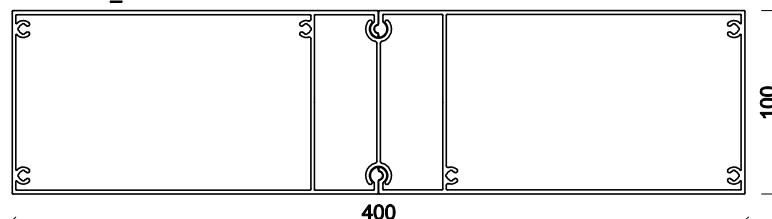
ST PR 390_40 *



ST PR 400_52 *



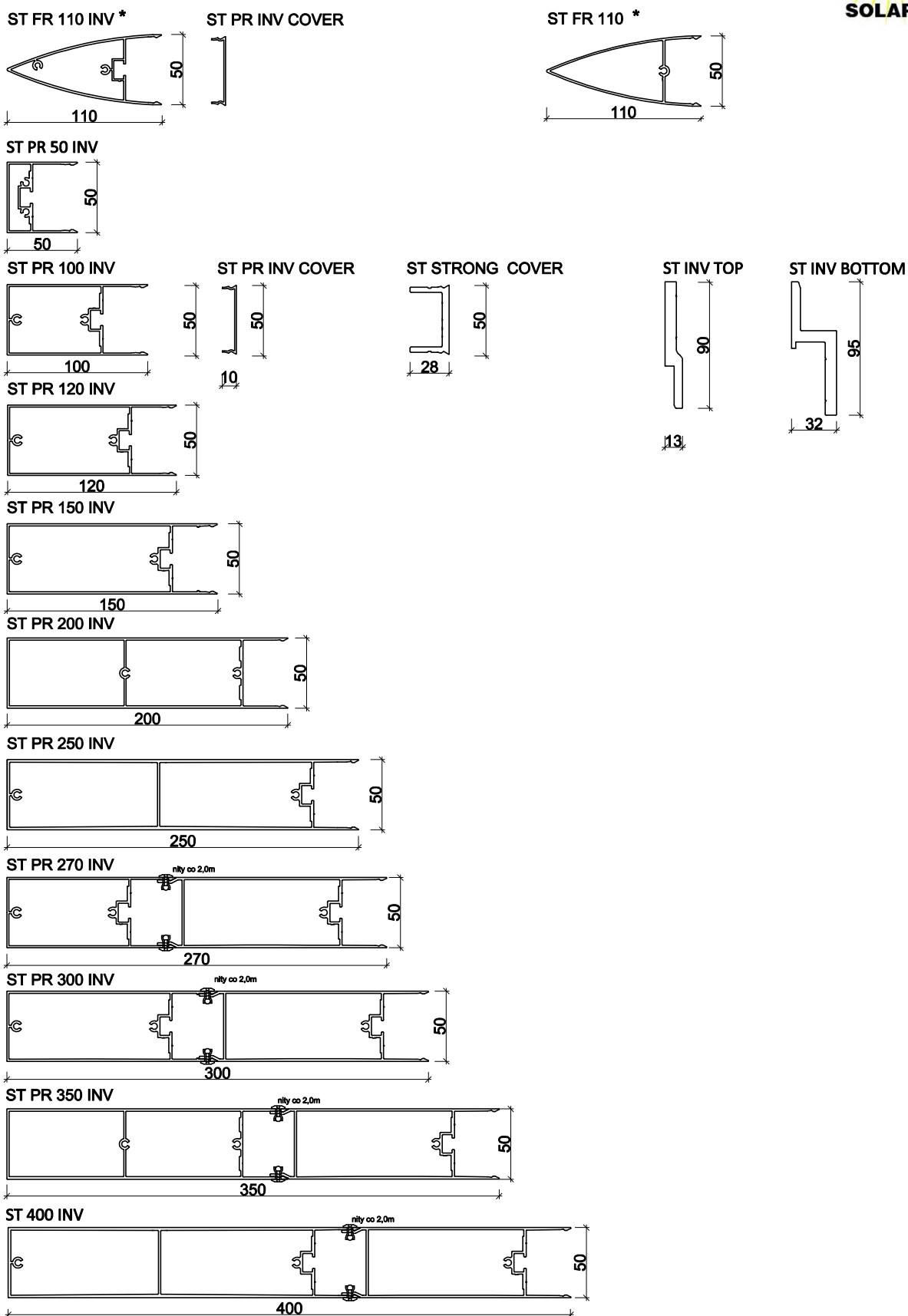

ST PR 400_100



(*) PRODUKT NIEDOSTĘPNY Z MAGAZYNU, TŁOCZENIE TYLKO NA ZAMÓWIENIE PRZY DUŻYCH PROJEKTACH DO SYSTEMU ZALICZAMY AKCESORIA, WSPORNIKI, ZAŚLEPKI I INNE ELEMENTY

DATA MODYFIKACJI
11.2023

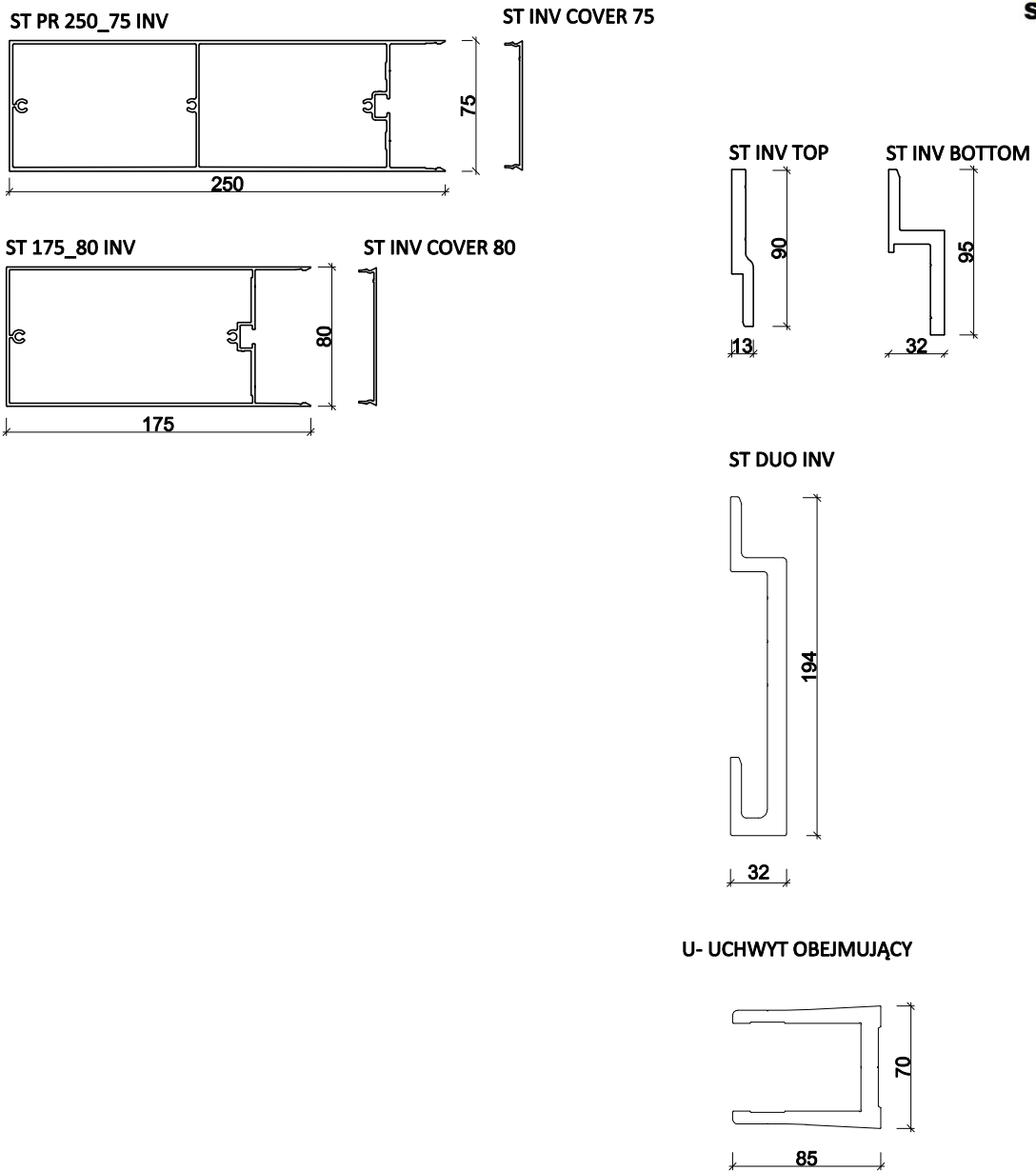
Zestawienie profili wielkogabarytowych



(*) PRODUKT NIEDOSTĘPNY Z MAGAZYNU, TŁOCZENIE TYLKO NA ZAMÓWIENIE PRZY DUŻYCH PROJEKTACH DO SYSTEMU ZALICZAMY AKCESORIA, WSPORNIKI, ZAŚLEPKI I INNE ELEMENTY

DATA MODYFIKACJI
11.2023

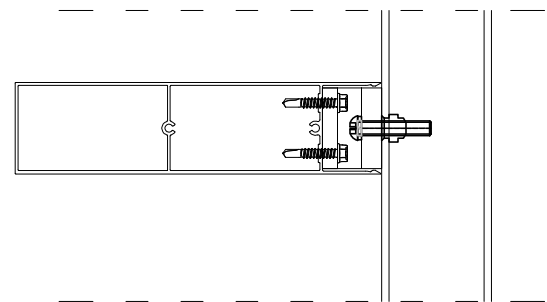
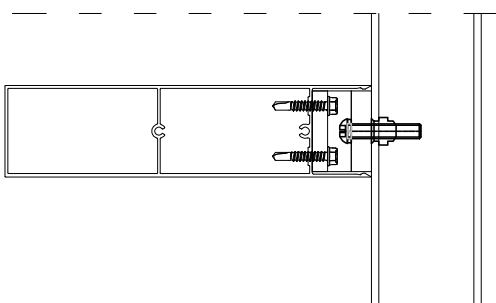
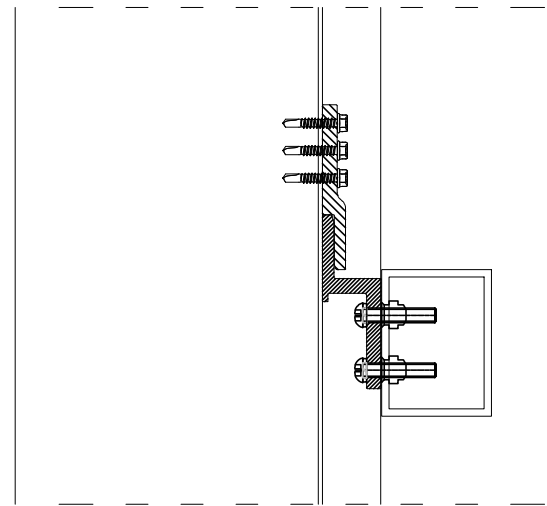
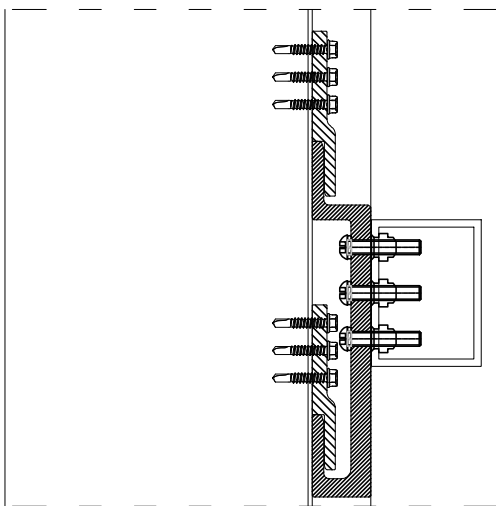
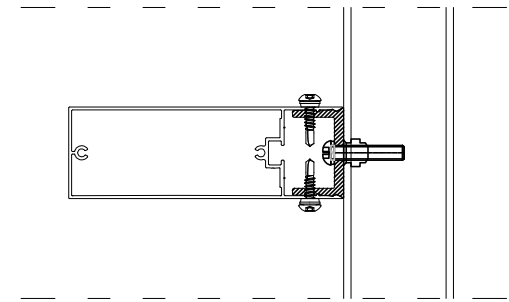
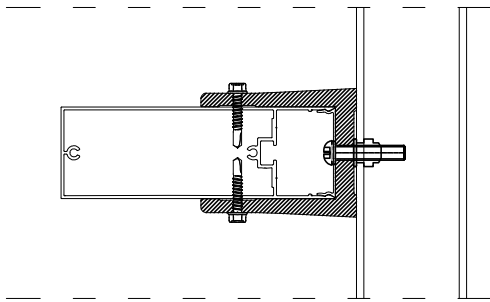
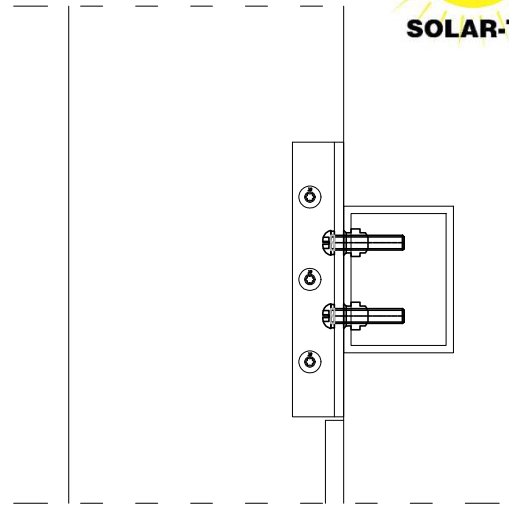
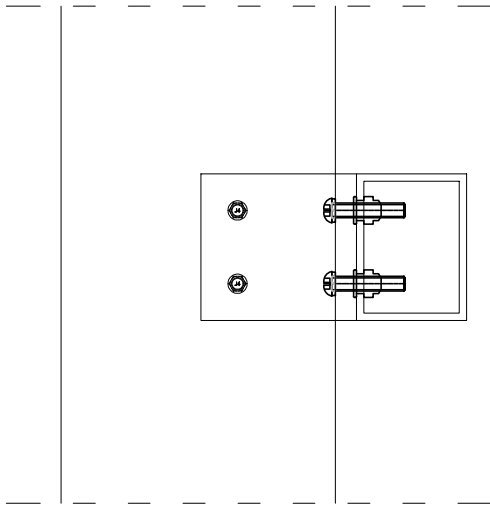

Zestawienie profili wielkogabarytowych



(*) PRODUKT NIEDOSTĘPNY Z MAGAZYNU, TŁOCZENIE TYLKO NA ZAMÓWIENIE PRZY DUŻYCH PROJEKTACH DO SYSTEMU ZALICZAMY AKCESORIA, WSPORNIKI, ZAŚLEPKI I INNE ELEMENTY

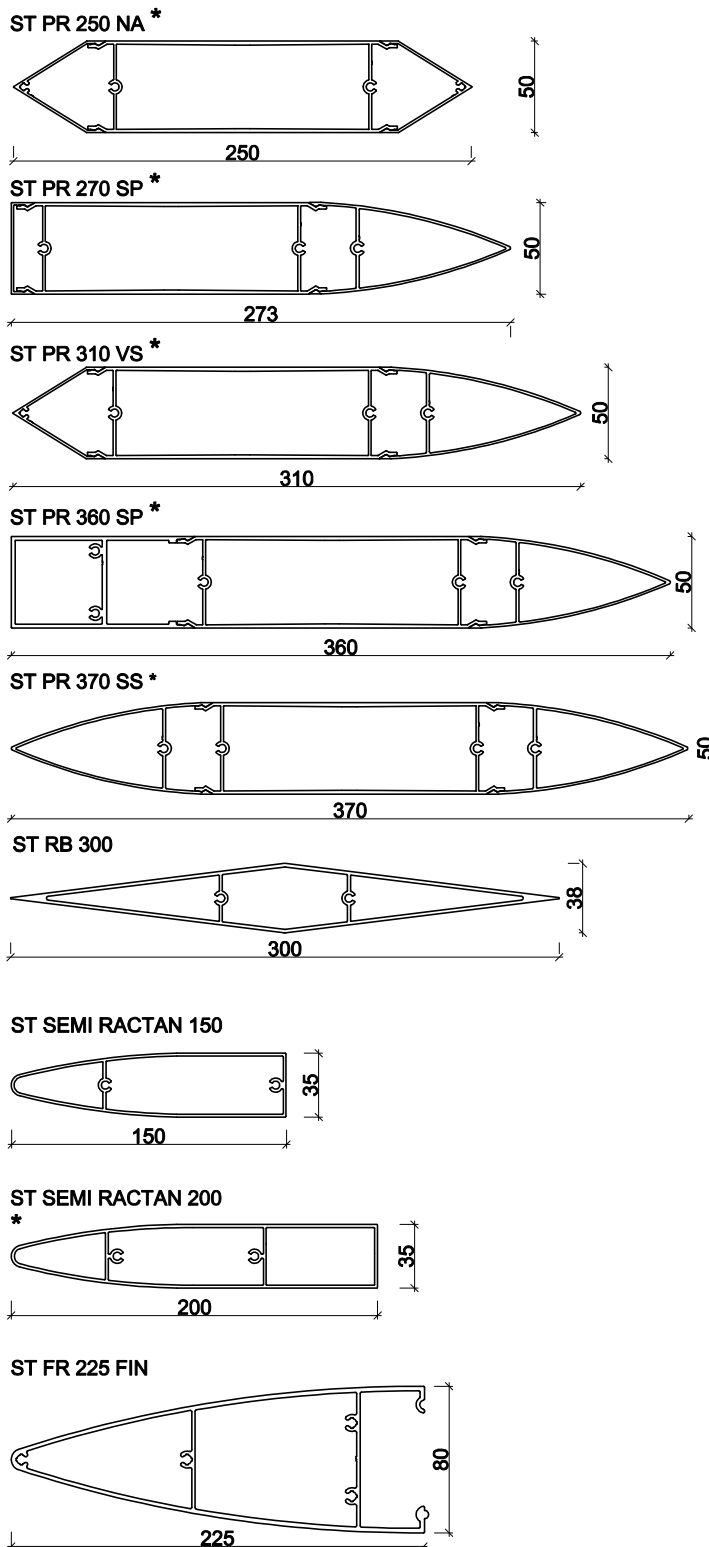
DATA MODYFIKACJI
11.2023

Sposoby montażu systemu INV



DATA MODYFIKACJI
01.2024

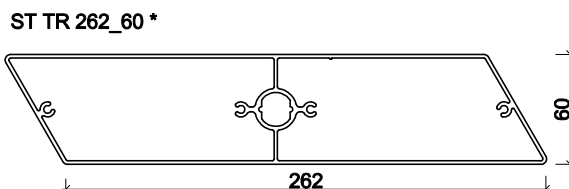
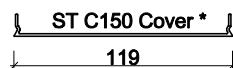
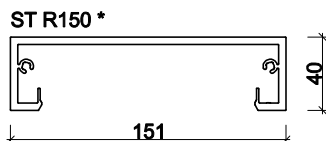
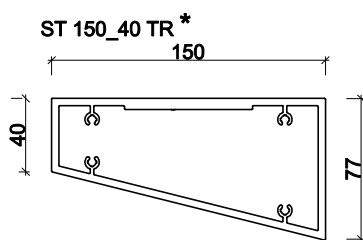
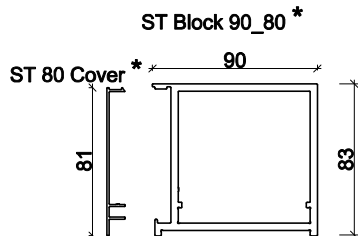
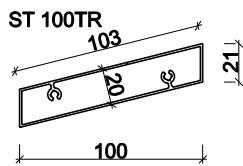

Zestawienie profili wielkogabarytowych



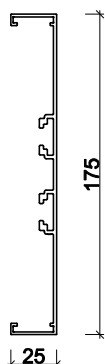
(*) PRODUKT NIEDOSTĘPNY Z MAGAZYNU, TŁOCZENIE TYLKO NA ZAMÓWIENIE PRZY DUŻYCH PROJEKTACH DO SYSTEMU ZALICZAMY AKCESORIA, WSPORNIKI, ZAŚLEPKI I INNE ELEMENTY

DATA MODYFIKACJI
11.2023

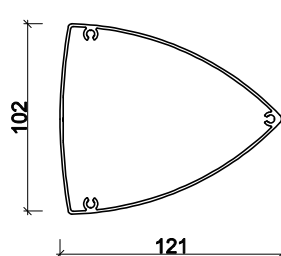
Zestawienie profili wielkogabarytowych



LISTWA FRONTOWA 175



ST FRONT TR*



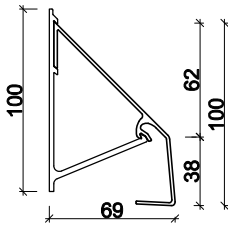
(*) PRODUKT NIEDOSTĘPNY Z MAGAZYNU, TŁOCZENIE TYLKO NA ZAMÓWIENIE PRZY DUŻYCH PROJEKTACH DO SYSTEMU ZALICZAMY AKCESORIA, WSPORNIKI, ZAŚLEPKI I INNE ELEMENTY

DATA MODYFIKACJI
11.2023

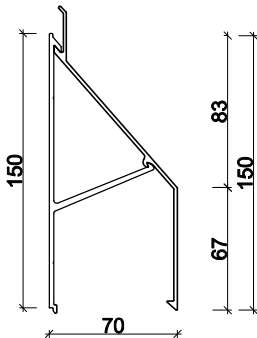
Zestawienie profili żaluzji technicznych typ Z i C



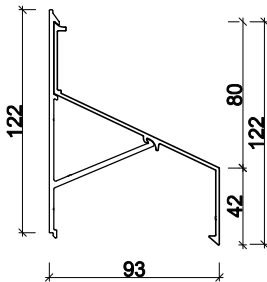
ST 158Z (ST100ZG SINGLE -GRIP)



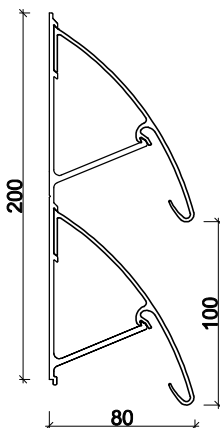
ST 150 Z (ST 150 ZG -GRIP)



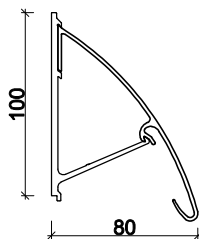
ST 122Z (ST 122ZG -GRIP)



ST130S (ST 100ZG -GRIP)



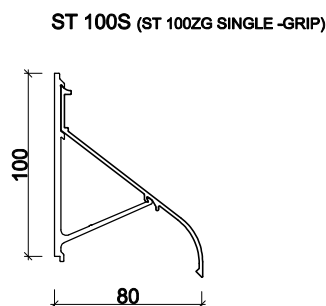
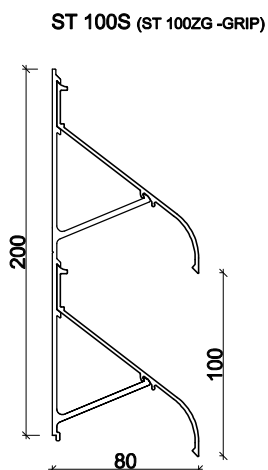
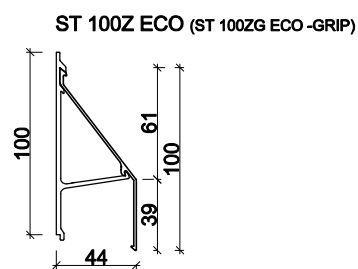
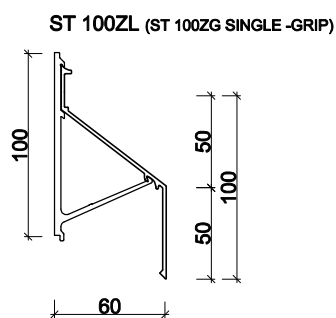
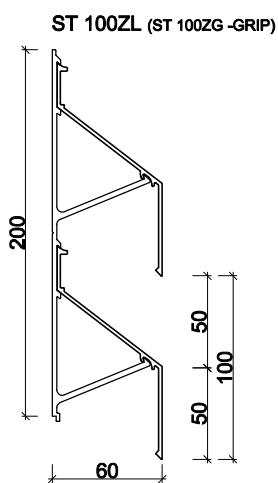
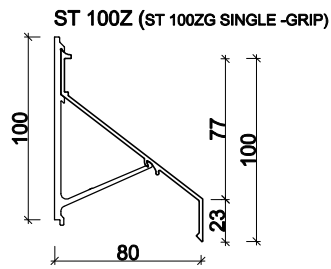
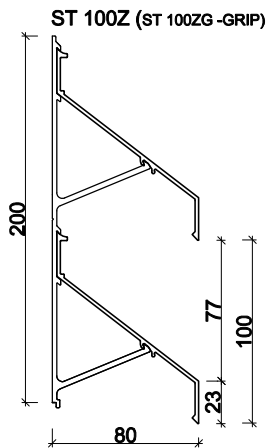
ST130S (ST 100ZG SINGLE -GRIP)



(*) PRODUKT NIEDOSTĘPNY Z MAGAZYNU, TŁOCZENIE TYLKO NA ZAMÓWIENIE PRZY DUŻYCH PROJEKTACH DO SYSTEMU ZALICZAMY AKCESORIA, WSPORNIKI, ZAŚLEPKI I INNE ELEMENTY

DATA MODYFIKACJI
08.2023

Zestawienie profili żaluzji technicznych typ Z i C



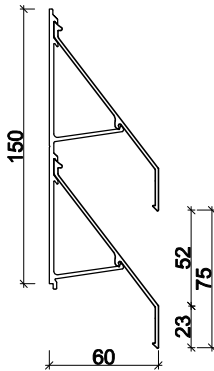
(*) PRODUKT NIEDOSTĘPNY Z MAGAZYNU, TŁOCZENIE TYLKO NA ZAMÓWIENIE PRZY DUŻYCH PROJEKTACH DO SYSTEMU ZALICZAMY AKCESORIA, WSPORNIKI, ZAŚLEPKI I INNE ELEMENTY

DATA MODYFIKACJI
08.2023

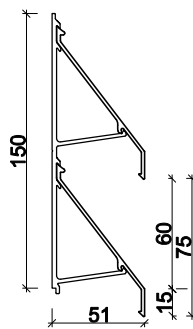
Zestawienie profili żaluzji technicznych typ Z i C



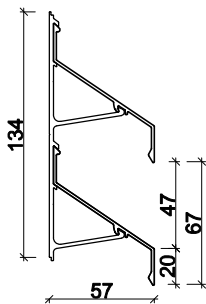
ST 75ZH_90 (ST 75ZG -GRIP)



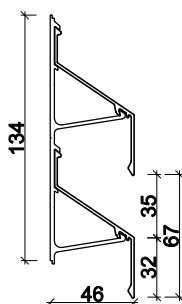
ST 75ZH (ST 75ZG -GRIP)



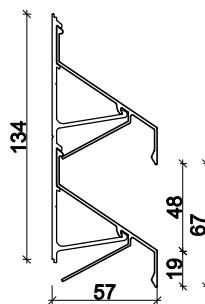
ST 67Z (ST 67ZG -GRIP)



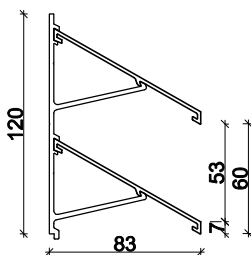
ST 67ZL (ST 67ZG -GRIP)



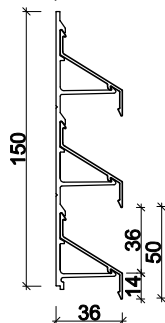
ST 67Z_0 (ST 67ZG -GRIP)



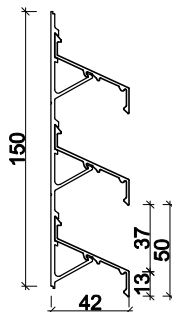
ST 60Z (ST 60ZG -GRIP)



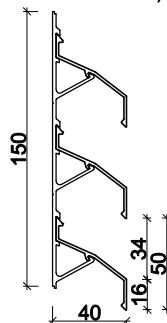
ST 50Z ECO
(ST 50ZG ECO-GRIP)



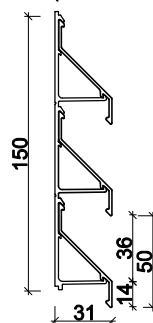
ST 50Z
(ST 50ZG-GRIP)



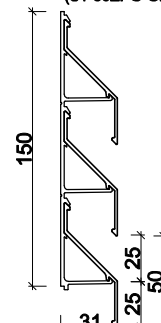
ST 50Z BREAK
(ST 50ZG-GRIP)



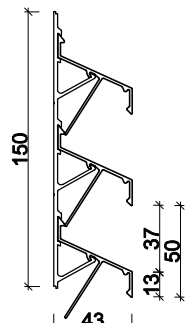
ST 50ZP
(ST 50ZPG-GRIP)



ST 50ZPL
(ST 50ZPG-GRIP)



ST 50Z_0
(ST 50ZG-GRIP)



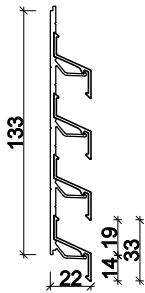
(*) PRODUKT NIEDOSTĘPNY Z MAGAZYNU, TŁOCZENIE TYLKO NA ZAMÓWIENIE PRZY DUŻYCH PROJEKTACH DO SYSTEMU ZALICZAMY AKCESORIA, WSPORNIKI, ZAŚLEPKI I INNE ELEMENTY

DATA MODYFIKACJI
08.2023

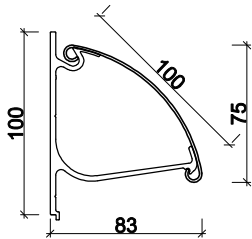
Zestawienie profili żaluzji technicznych typ Z i C



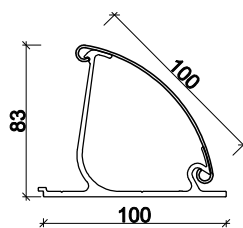
ST 333Z (ST 333ZG-GRIP)



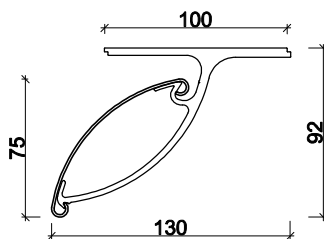
ST 100CR (ST 100CRG-GRIP)



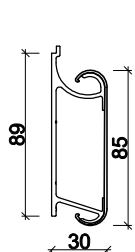
ST 100CR (ST 100CRG-GRIP)



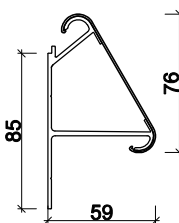
ST 100CR_U (ST 100CRG_U-GRIP)



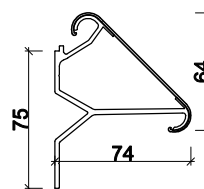
ST 85C_0 (ST 85CG_0-GRIP)



ST 85C_30 (ST 85CG_30-GRIP)




ST 85C_45 (ST 85CG_45-GRIP)



ST 100AC



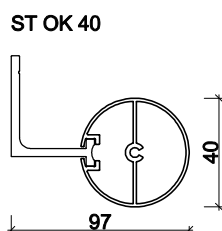
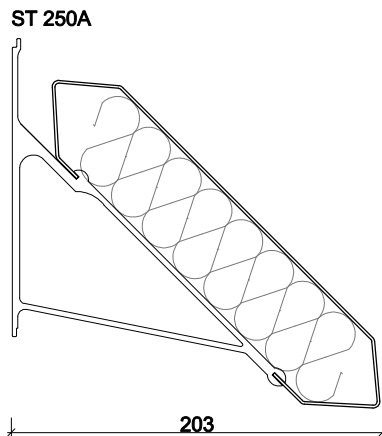
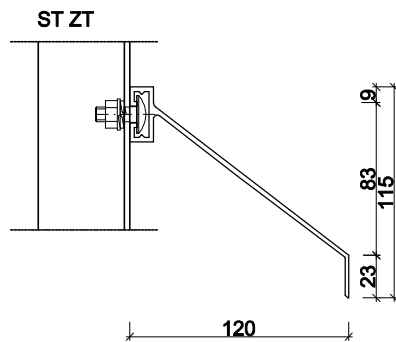
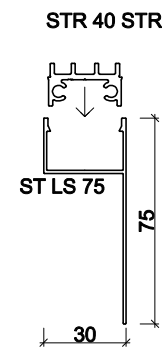
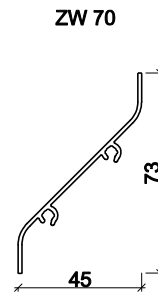
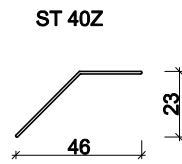
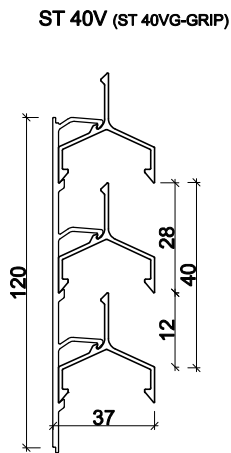

ST C100



(*) PRODUKT NIEDOSTĘPNY Z MAGAZYNU, TŁOCZENIE TYLKO NA ZAMÓWIENIE PRZY DUŻYCH PROJEKTACH DO SYSTEMU ZALICZAMY AKCESORIA, WSPORNIKI, ZAŚLEPKI I INNE ELEMENTY

DATA MODYFIKACJI
08.2023

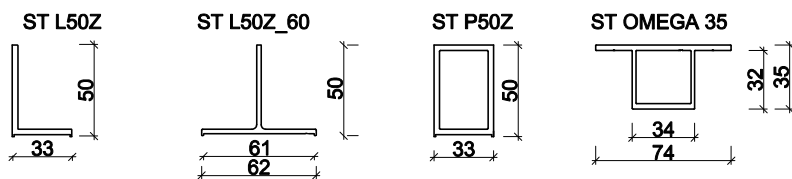
Zestawienie profili żaluzji technicznych - inne



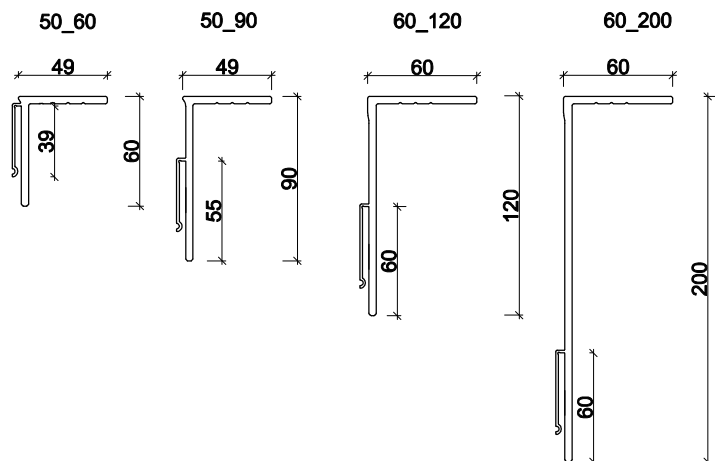
(*) PRODUKT NIEDOSTĘPNY Z MAGAZYNU, TŁOCZENIE TYLKO NA ZAMÓWIENIE PRZY DUŻYCH PROJEKTACH DO SYSTEMU ZALICZAMY AKCESORIA, WSPORNIKI, ZAŚLEPKI I INNE ELEMENTY

DATA MODYFIKACJI
08.2023

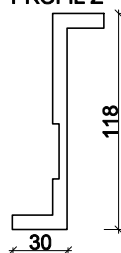
Zestawienie profili systemowych do montażu żaluzji



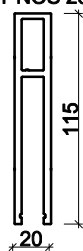
KONSOLE



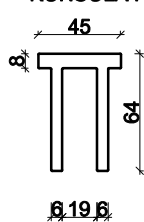
PROFIL Z



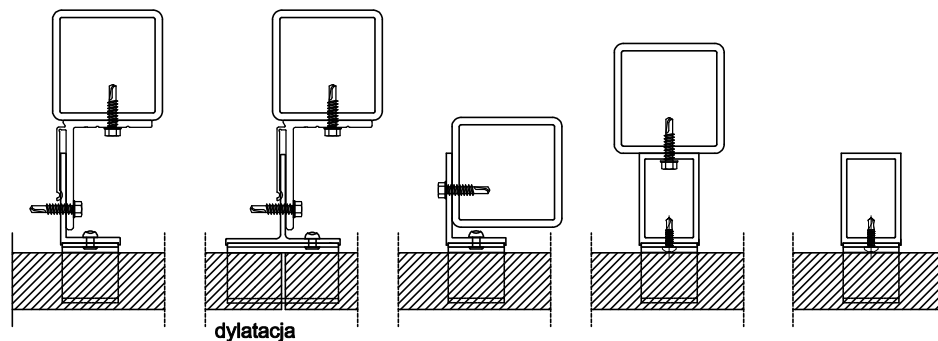
ST NOS 20_115



KONSOLA FASADA



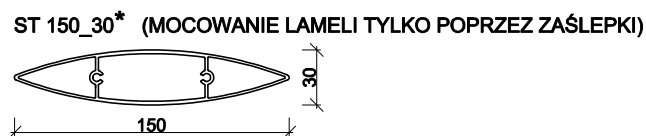
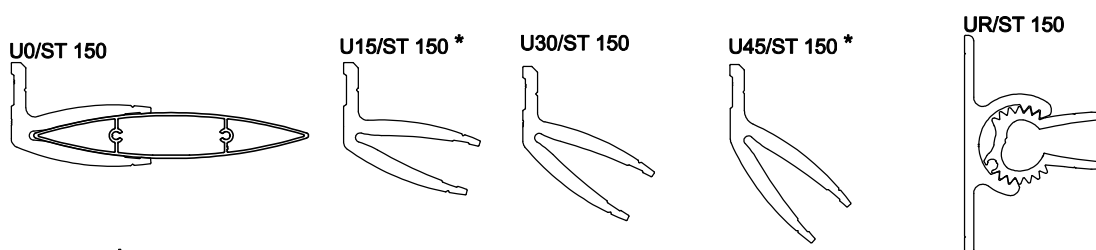
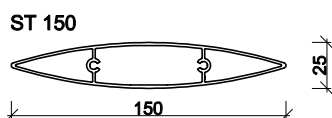
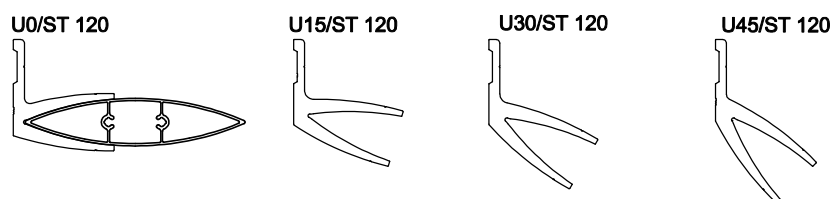
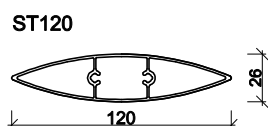
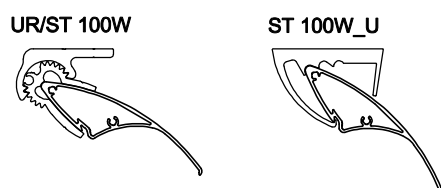
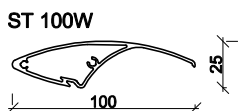
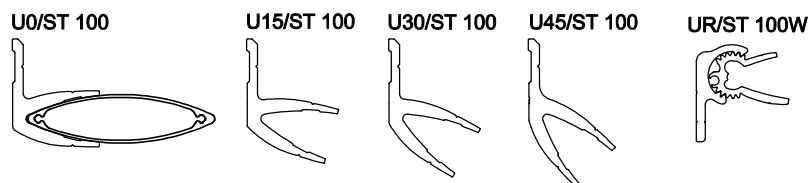
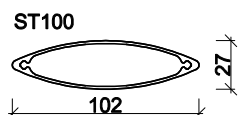
SCHEMAT POŁĄCZENIA




(*) PRODUKT NIEDOSTĘPNY Z MAGAZYNU, TŁOCZENIE TYLKO NA ZAMÓWIENIE PRZY DUŻYCH PROJEKTACH DO SYSTEMU ZALICZAMY AKCESORIA, WSPORNIKI, ZAŚLEPKI I INNE ELEMENTY

DATA MODYFIKACJI
08.2023

Zestawienie profili wielkogabarytowych, uchwyty



(*) PRODUKT NIEDOSTĘPNY Z MAGAZYNU, TŁOCZENIE TYLKO NA ZAMÓWIENIE PRZY DUŻYCH PROJEKTACH DO SYSTEMU ZALICZAMY AKCESORIA, WSPORNIKI, ZAŚLEPKI I INNE ELEMENTY DOSTĘPNE KSZTAŁTY ZAŚLEPKI DLA WSZYSTKICH TYPÓW LAMELI, INNE NA ZAMÓWIENIE

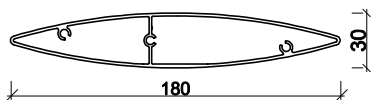


DATA MODYFIKACJI
02.2023

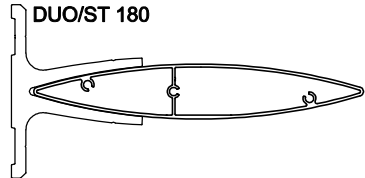
Zestawienie profili wielkogabarytowych, uchwyty



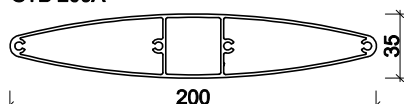
ST 180




DUO/ST 180



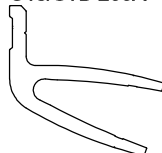
STB 200A



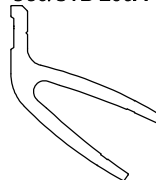
U0/STB 200A



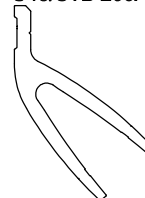
U15/STB 200A



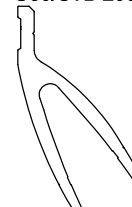
U30/STB 200A



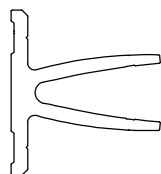
U45/STB 200A



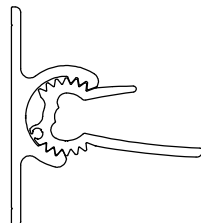
U60/STB 200A



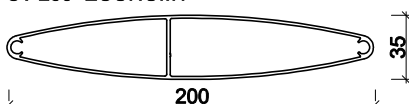
DUO/STB 200A



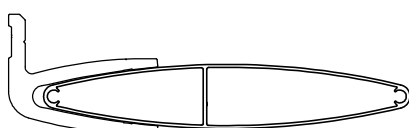
UR/STB 200A



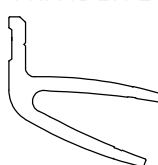
ST 200 ECONOMY



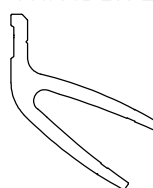
U0/STB 200 ECONOMY



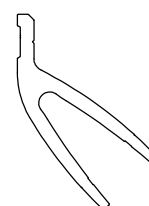
U15/STB 200 ECONOMY



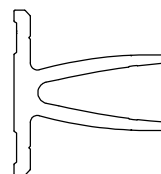
U30/STB 200 ECONOMY



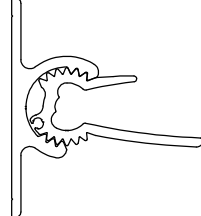
U45/STB 200 ECONOMY



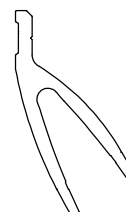
DUO/STB 200 ECONOMY



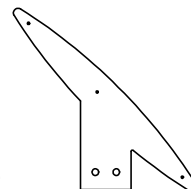
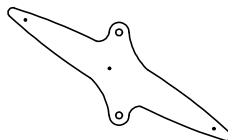
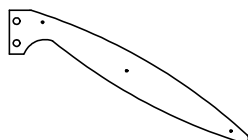

UR/STB 200 ECONOMY



U60/STB 200 ECONOMY




(*) PRODUKT NIEDOSTĘPNY Z MAGAZYNU, TŁOCZENIE TYLKO NA ZAMÓWIENIE PRZY DUŻYCH PROJEKTACH DO SYSTEMU ZALICZAMY AKCESORIA, WSPORNIKI, ZAŚLEPKI I INNE ELEMENTY DOSTĘPNE KSZTAŁTY ZAŚLEPKI DLA WSZYSTKICH TYPÓW LAMELI, INNE NA ZAMÓWIENIE

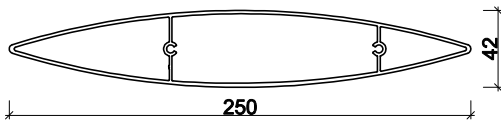


DATA MODYFIKACJI
02.2023

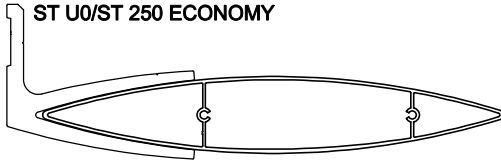
Zestawienie profili wielkogabarytowych, uchwyty



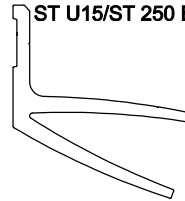
STB 250 ECONOMY



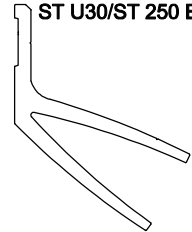
ST U0/ST 250 ECONOMY



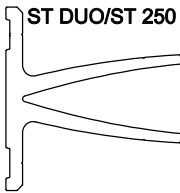
ST U15/ST 250 ECONOMY



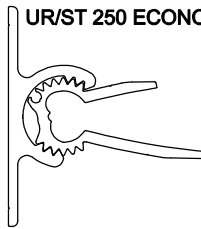
ST U30/ST 250 ECONOMY



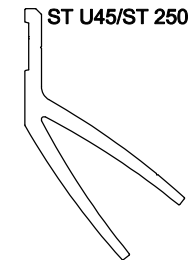
ST DUO/ST 250 ECONOMY



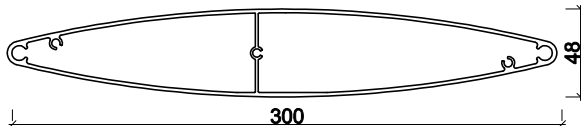
UR/ST 250 ECONOMY



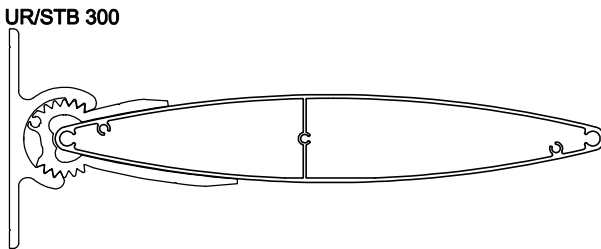
ST U45/ST 250 ECONOMY



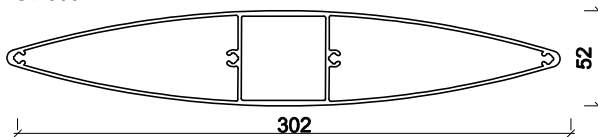
STB 300



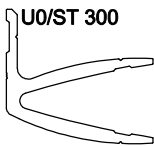
UR/STB 300



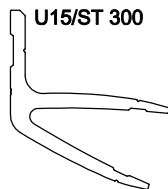
ST 300



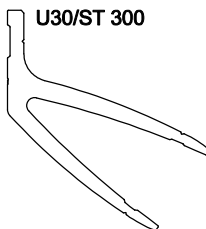
U0/ST 300



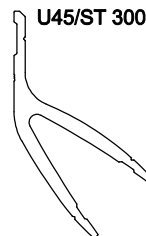
U15/ST 300



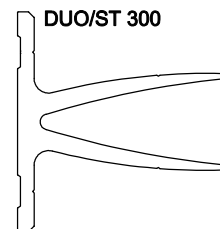
U30/ST 300



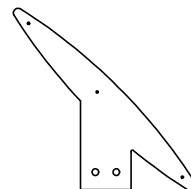
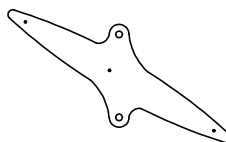
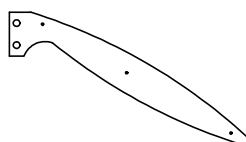
U45/ST 300



DUO/ST 300



(*) PRODUKT NIEDOSTĘPNY Z MAGAZYNU, TŁOCZENIE TYLKO NA ZAMÓWIENIE PRZY DUŻYCH PROJEKTACH DO SYSTEMU ZALICZAMY AKCESORIA, WSPORNIKI, ZAŚLEPKI I INNE ELEMENTY DOSTĘPNE KSZTAŁTY ZAŚLEPEK DLA WSZYSTKICH TYPÓW LAMELI, INNE NA ZAMÓWIENIE

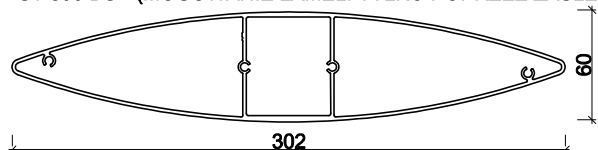


DATA MODYFIKACJI
02.2023

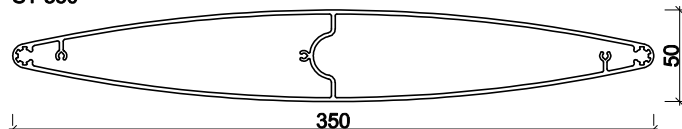
Zestawienie profili wielkogabarytowych, uchwyty



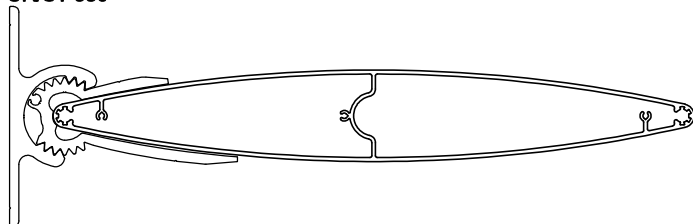
ST 300 BS (MOCOWANIE LAMELI TYLKO POPRZEZ ZAŚLEPKI)



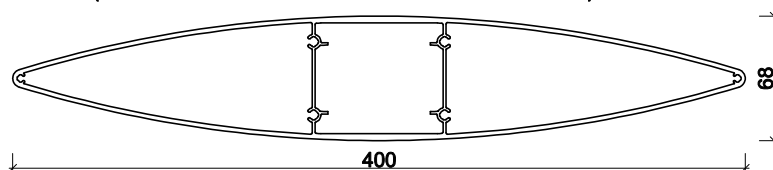
ST 350



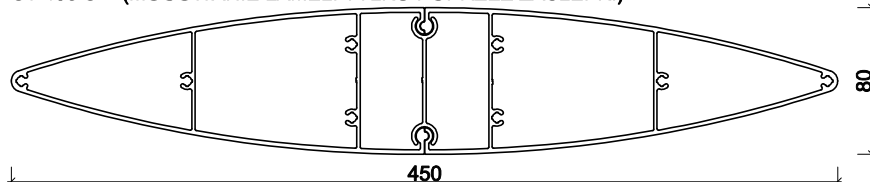
UR/ST 350



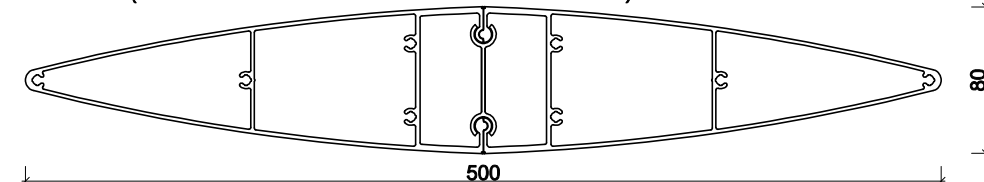
ST 400 (MOCOWANIE LAMELI TYLKO POPRZEZ ZAŚLEPKI)



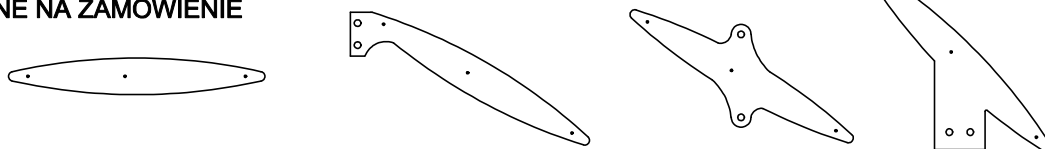
ST 450 S (MOCOWANIE LAMELI TYLKO POPRZEZ ZAŚLEPKI)



ST 500 S* (MOCOWANIE LAMELI TYLKO POPRZEZ ZAŚLEPKI)




(*) PRODUKT NIEDOSTĘPNY Z MAGAZYNU, TŁOCZENIE TYLKO NA ZAMÓWIENIE PRZY DUŻYCH PROJEKTACH DO SYSTEMU ZALICZAMY AKCESORIA, WSPORNIKI, ZAŚLEPKI I INNE ELEMENTY DOSTĘPNE KSZTAŁTY ZAŚLEPEK DLA WSZYSTKICH TYPÓW LAMELI, INNE NA ZAMÓWIENIE

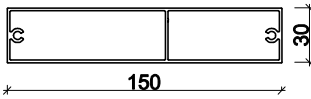


DATA MODYFIKACJI
02.2023

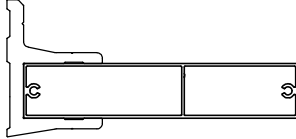
Zestawienie profili wielkogabarytowych, uchwyty



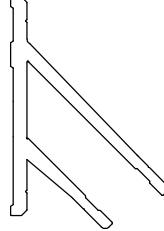
ST PR 150



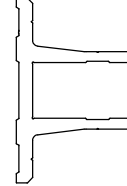
U0/ST PR 150



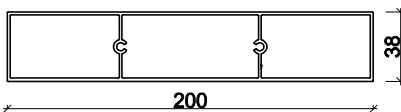
U45/ST PR 150




U0/ST PR 150 DUO



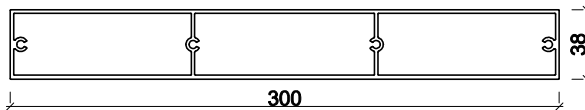
ST PR 200



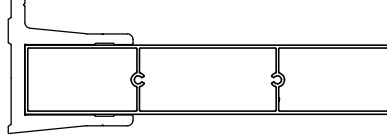
ST PR 250



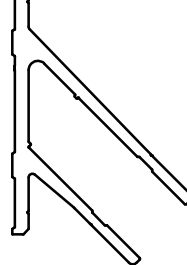
ST PR 300



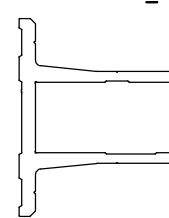
U0/ST PR 200/250/300



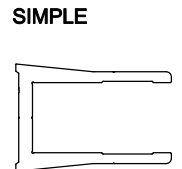
U45/ST PR 200/250/300



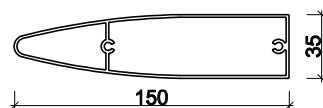
U0/ST PR 200_300DUO



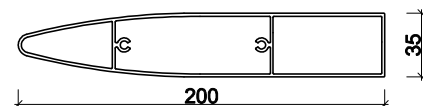
U0/ST PR 200/250/300 SIMPLE



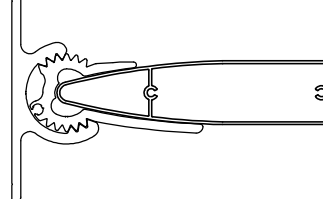
ST SEMI RACTAN 150



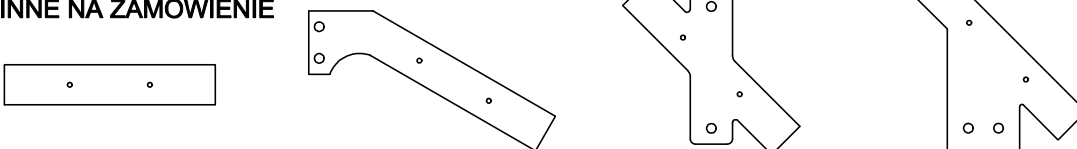
ST SEMI RACTAN 200 *



UR /STB200A




(*) PRODUKT NIEDOSTĘPNY Z MAGAZYNU, TŁOCZENIE TYLKO NA ZAMÓWIENIE PRZY DUŻYCH PROJEKTACH DO SYSTEMU ZALICZAMY AKCESORIA, WSPORNIKI, ZAŚLEPKI I INNE ELEMENTY DOSTĘPNE KSZTAŁTY ZAŚLEPK DLA WSZYSTKICH TYPÓW LAMELI, INNE NA ZAMÓWIENIE

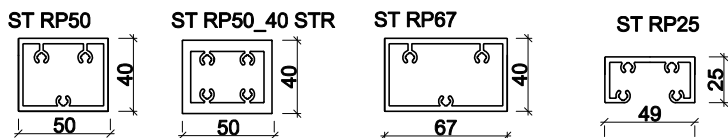


DATA MODYFIKACJI
08.2023

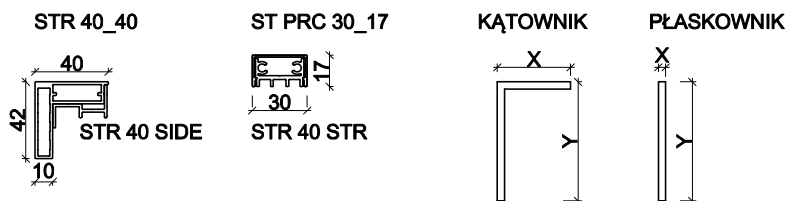
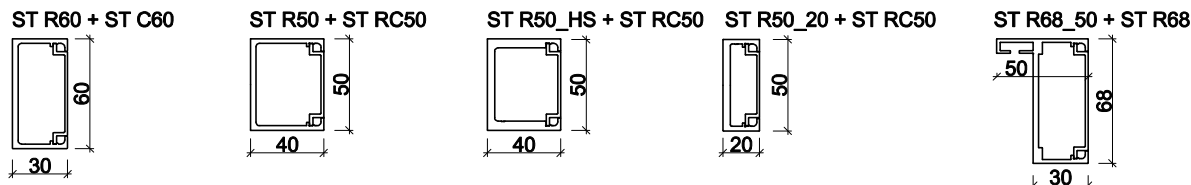
Zestawienie profili okiennicowych



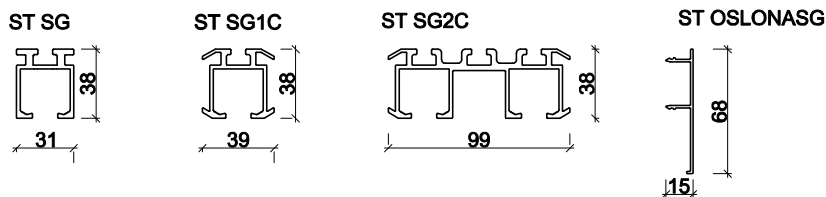
PROFILE POZIOME RAMY OKIENNICOWEJ



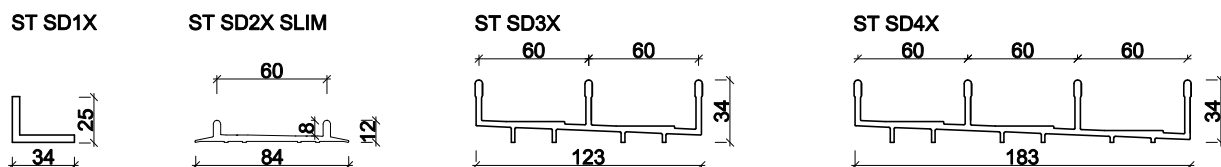
PROFILE PIONOWE RAMY OKIENNICOWEJ



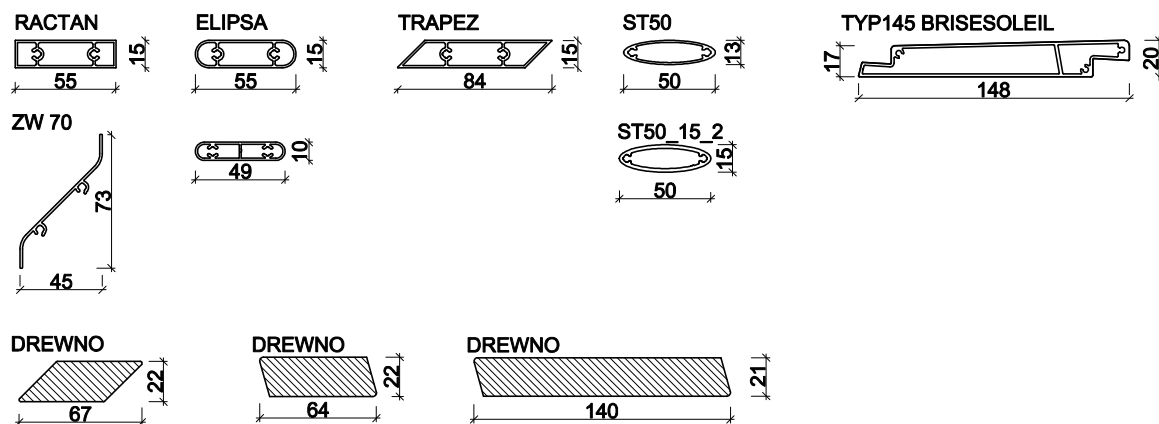
PROFILE SZYN GÓRNYCH, ZAŚLEPKA



PROFILE SZYN DOLNYCH



PROFILE WYPEŁNIENIE OKIENNIC



(*) PRODUKT NIEDOSTĘPNY Z MAGAZYNU, TŁOCZENIE TYLKO NA ZAMÓWIENIE PRZY DUŻYCH PROJEKTACH DO SYSTEMU ZALICZAMY AKCESORIA, WSPORNIKI, ZAŚLEPKI I INNE ELEMENTY

DATA MODYFIKACJI
08.2023